

## Iontronics



### Principal investigators

**Shimpei ONO** (CRIEPI, Chair of Excellence), **Johanna SEIDEMANN** (NEEL, PhD student), Benjamin SACÉPÉ (NEEL, Grenoble contact), Thierry KLEIN (NEEL, PhD supervisor), Etienne BUSTARRET (NEEL), Vincent BOUCHIAT (NEEL), Dominique GIVORD (NEEL), Laurent RANNO (NEEL), Anne BERNAND-MANTEI (NEEL), Xavier BLASE (NEEL), Christophe MARCENAT (INAC, PhD co-supervisor), Silvano DE FRANCESCO (INAC), Bruno DAUDIN (INAC).

**Laboratories:** NEEL, INAC

**Electric field control of materials properties is one of the longstanding issues in solid-state science. In conventional field-effect gating technique using solid gate dielectric (SiO<sub>2</sub> or high-k dielectric), the charge carrier density accumulated is rather small, of the order of  $\sim 10^{13}$  cm<sup>-2</sup>. In this project, we employ a different route for carrier doping which relies on an electrochemical concept to control materials properties with an electric field. By applying a voltage to an electrolyte, we accumulate ions at the solid/liquid interface which produce a huge electric field of the order of 10 MV/cm. Owing to this extremely high electric field, we are able to open ambipolar conducting channels at the surface of semiconductors with the capability to push the charge density accumulation as high as few  $10^{15}$  cm<sup>-2</sup>. We report here on our recent work on ambipolar ionic liquid-gated transistor of WS<sub>2</sub> multiwall nanotubes.**


### Description

Following the success of graphene with its wealth of new fundamental physics and device applications, a new stream of work is now focusing on inorganic layered materials that can be exfoliated from bulk crystals to make one or several layers-based two-dimensional devices. In particular transition-metal-dicalcogenides (TMDs) of the form of TX<sub>2</sub>, where T stands for transition metal (Mo, W, Rh...) and X for a chalcogen atom (Se, Te, S...) have gained great attention recently as these layered systems show remarkable properties for applications in nano- and opto-electronics.

In contrast to the zero band-gap of graphene, transition-metal-dicalcogenides are semiconducting with an indirect band gap of order  $\sim 2$  eV that enables to engineer one or few atomic layers thick field effect transistors. MoS<sub>2</sub>-based transistors have recently shown remarkable performance with high  $I_{on}/I_{off} \sim 10^8$  and mobility of order  $10^2$  cm<sup>2</sup>/V/S. For opto-electronic applications the cornerstone relies on the transition in monolayer transition-metal-dicalcogenides to a direct band gap located at the K and K' corners of the Brillouin zone (forming two nonequivalent valleys with selective optical inter-band selection rules).

Furthermore, under ionic liquid gating and the ensuing high electron density, MoS<sub>2</sub> and WS<sub>2</sub> materials turn superconducting below a gate-tunable critical temperature that reaches a maximum of 10 and 2 K respectively.

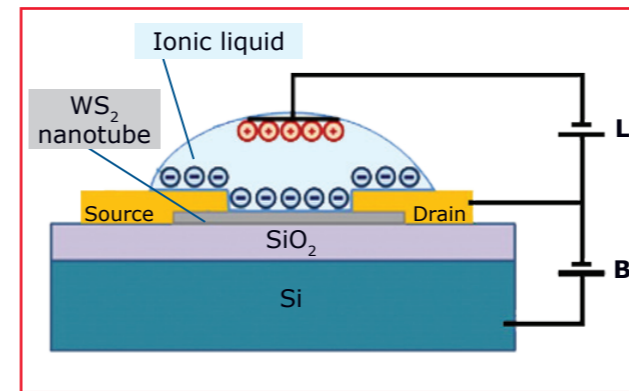
In this context we conducted a study of an allotrope of the 2D transition-metal-dicalcogenides, that is, multi-wall nanotubes (MWNT) of WS<sub>2</sub>. Contrary to the carbon nanotubes, these inorganic nanotubes retain their semiconducting band gap whatever the chirality, which enables to tailor nanoscale field effect transistors. They inherit the layered structure of the bulk phase comprising weakly coupled WS<sub>2</sub> layers, and can be grown in mono- or multi-layer walls tubes (Fig. a). Although WS<sub>2</sub> and MoS<sub>2</sub> nanotubes have been discovered in 1992 soon after carbon nanotubes, their electronic properties and their potential for nano-electronic devices have been little addressed compared to their carbon counterparts. In this work we have studied WS<sub>2</sub> multi-wall nanotube transistors gated with ionic liquid. We demonstrate the opening of a conducting electron or hole channel depending on the gate voltage.



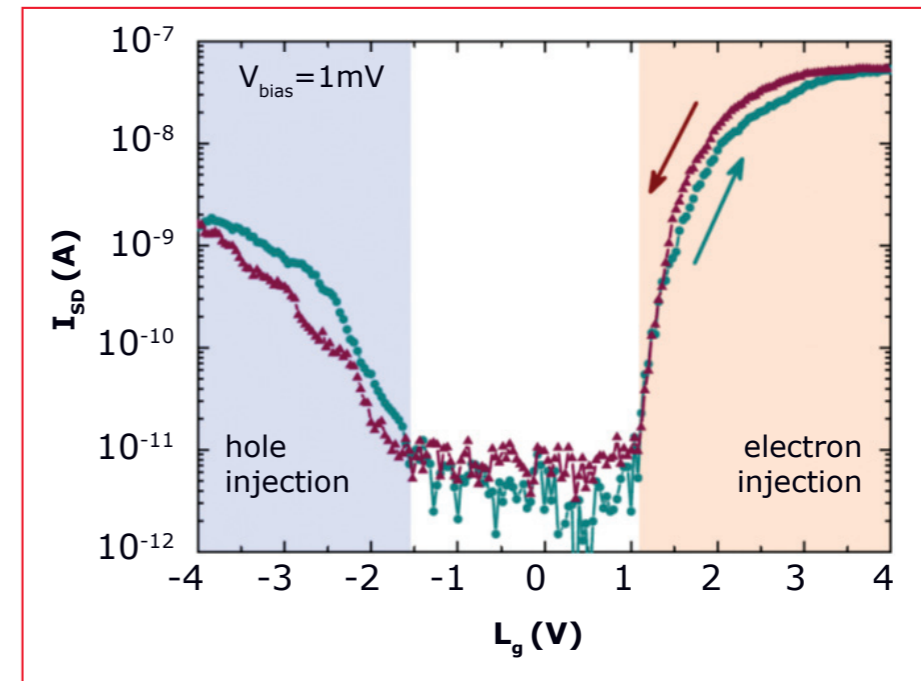
(a) Transmission electron microscopy picture of the extremity of a WS<sub>2</sub> multiwall nanotube.

WS<sub>2</sub> multi-wall nanotubes were contacted with two metallic electrodes forming the drain and source of the transistor. A counter-electrode immersed in the ionic liquid allows to accumulate the ions on it and to accumulate the counter-ion at the surface of the tube (Fig. b).

As a result the large electric field generated by the ions at the surface of the tube is strong enough to overcome the band gap and open a conducting channel.



(b) Schematic of the liquid ionic gating measurement configuration.



(c) Field effect characteristic of a WS<sub>2</sub> MWNT transistor showing ambipolar transport. Beyond the band gap of the material, electron (hole) channel opens for positive (negative) liquid gate values.

**Outcomes:** Electric-field assisted depinning and nucleation of magnetic domain walls in FePt/Al<sub>2</sub>O<sub>3</sub>/liquid gate structures, *Appl. Phys. Lett.* 104, 082413 (2014).

Hosting of the 1st French and Japanese joint workshop on electric field effect, with 5 invited Japanese speakers - Grenoble, 18-19 June 2015.